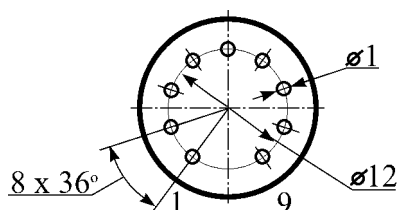


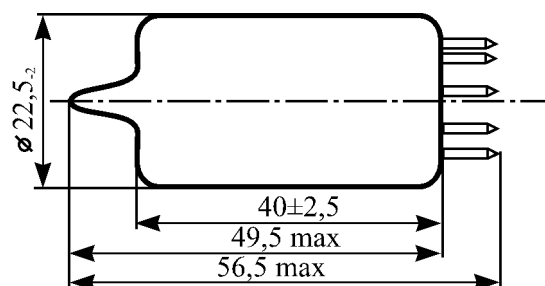
ELECTRON VALVE 6N1P (analog 13D3)

Miniature double triode with separate indirectly heated cathodes is intended for amplifying low-frequency voltage in radio-electronic devices.

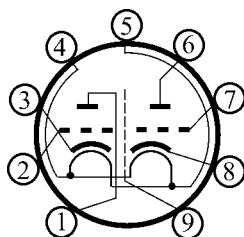
Pin arrangement



Mass is 15 g max.



Electrode-to-lead connection circuit diagram



Lead designation	Name of electrode
1	First triode plate
2	First triode grid
3	First triode cathode
4 and 5	Heater
6	Second triode plate
7	Second triode grid
8	Second triode cathode
9	Screen



Electrical parameters at (298±5) K

Parameters, conditions and units	Nominal	
	min	max
Grid back current, μA (for filament voltage 6.3 V, plate voltage 250 V, automatic grid voltage, grid circuit resistance 1.0 M Ω , cathode circuit resistance 0.6 K Ω)	-	1.0
Slope of characteristic, mA/V (for filament voltage 6.3 V, plate voltage 250 V, automatic grid voltage, cathode circuit resistance 0.6 K Ω)	3.5	5.5
Plate current, mA (for filament voltage 6,3 V, plate voltage 250 V, automatic grid voltage, cathode circuit resistance 0.6 K Ω)	5.6	10.5

Maximum permissible operating conditions

Parameters, units	Nominal	
	min	max
Filament voltage, V	5.7	6.9
Plate voltage, V	-	300
Cathode-heater, V	-	+100 -250
Cathode current, mA	-	25
Power dissipation at the anode of each triode, W	-	2,2
Grid circuit resistance for each triode, M Ω	-	1,0