



6 Lake Street  
PO Box 1436  
Lawrence, MA  
USA 01841

Telephone (617) 681-0392 • TeleFax (617) 681-9135 • Telex 928377

## GOLD BONDED DIODES

TYPE **1N3666**

- FEATURES**
- Low forward voltage drop
    - low power consumption
  - Thirty years of proven reliability
    - one million hours mean time between failures (MTBF)
  - Very low noise level
  - Metallurgically bonded

### ABSOLUTE MAXIMUM RATINGS

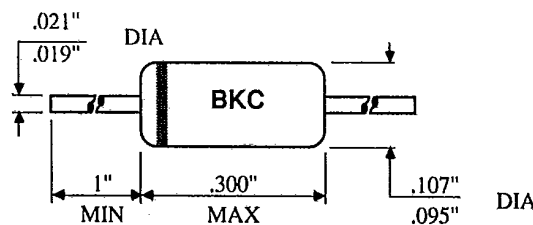
Peak Inverse Voltage	80V	@ 25 °C
Peak Forward Current	500mA	unless
Operating Temperature Range	-65°C to 85°C	otherwise
Average Power Dissipation	80mW	specified

### ELECTRICAL CHARACTERISTICS

	Symbol	Conditions	Min.	Max.	Unit	T °C
Peak Inverse Voltage	PIV	500uA	80		V	25°
Inverse Current	I <sub>r</sub>	50V		25	uA	25°
Forward Voltage	V <sub>f</sub>	200mA	.5	1.0	V	25°
Capacitance	C	1.0V		1.0	pF	25°
Reverse Recovery Time	T <sub>rr</sub>	*I <sub>r</sub> = .5mA		300	nsec	25°

\* I<sub>f</sub> = 30mA, V<sub>r</sub> = 10V, R<sub>L</sub> = 2K, C<sub>L</sub> = 10pF

### MECHANICAL



Passes all mechanical and environmental requirements of MIL-S-19500, including shock and vibration.

Type No. 1N3666M1 JAN

T-03-07

**GOLD BONDED GERMANIUM DIODE**

6 Lake Street  
PO Box 1436  
Lawrence, MA 01841

Telephone (617) 681-0392  
TeleFax (617) 681-9135  
Telex 928377



BKC International  
Electronics Inc.

**FEATURES**

Low forward voltage drop—low power consumption  
Thirty years of proven reliability—one million hours mean time between failures (MTBF)  
Very low noise level  
Metallurgically bonded

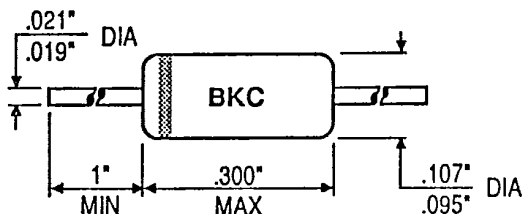
**ABSOLUTE MAXIMUM RATINGS** (at 25 °C, unless otherwise specified)

Peak Inverse Voltage	80 Volts
Peak Forward Current	500 mA
Operating Temperature Range	- 65 °C to 85 °C
Average Power Dissipation	80 mW

**ELECTRICAL CHARACTERISTICS**

	Symbol	Conditions	Min	Max	Unit	T °C
Peak Inverse Voltage	PIV	1 mA	80		V	25 °C
Reverse Current	I <sub>r</sub>	20 V		10	μA	25 °C
Reverse Current	I <sub>r</sub>	20 V		150	μA	70 °C
Forward Voltage	V <sub>f</sub>	200 mA		1	V	25 °C
Reverse Recovery	T <sub>rr</sub>	See Note		300	n Sec	

Note: I<sub>f</sub> = 30, V<sub>r</sub> = -10, Recover to .

**MECHANICAL**

Passes all mechanical and environmental requirements of MIL-S-19500, including shock and vibration.

Type No. 1N3666M2 JAN

T-03-07

**GOLD BONDED GERMANIUM DIODE**

6 Lake Street  
PO Box 1436  
Lawrence, MA 01841

Telephone (617) 681-0392  
TeleFax (617) 681-9135  
Telex 928377



BKC International  
Electronics Inc.

**FEATURES**

Low forward voltage drop—low power consumption  
Thirty years of proven reliability—one million hours mean time between failures (MTBF)  
Very low noise level  
Metallurgically bonded

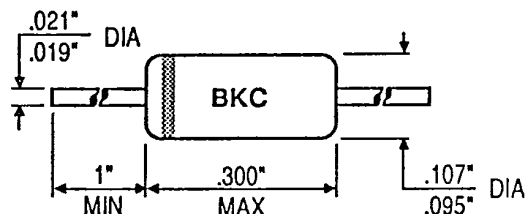
**ABSOLUTE MAXIMUM RATINGS** (at 25 °C, unless otherwise specified)

Peak Inverse Voltage	80 Volts
Peak Forward Current	500 mA
Operating Temperature Range	- 65 °C to 85 °C
Average Power Dissipation	80 mW

**ELECTRICAL CHARACTERISTICS**

	Symbol	Conditions	Min	Max	Unit	T °C
Peak Inverse Voltage	PIV	1 mA	80		V	25 °C
Reverse Current	I <sub>r</sub>	20 V		10	μA	25 °C
Reverse Current	I <sub>r</sub>	20 V		150	μA	70 °C
Forward Voltage	V <sub>f</sub>	200 mA		1	V	25 °C
Reverse Recovery	T <sub>rr</sub>	See Note		300	n Sec	

Note: I<sub>f</sub> = 30, V<sub>r</sub> = -10, Recover to .

**MECHANICAL**

Passes all mechanical and environmental requirements of MIL-S-19500, including shock and vibration.

Type No. 1N3769

T-01-07

**GOLD BONDED GERMANIUM DIODE**

6 Lake Street  
PO Box 1436  
Lawrence, MA 01841

Telephone (617) 681-0392  
TeleFax (617) 681-9135  
Telex 928377



BKC International  
Electronics Inc.

**FEATURES**

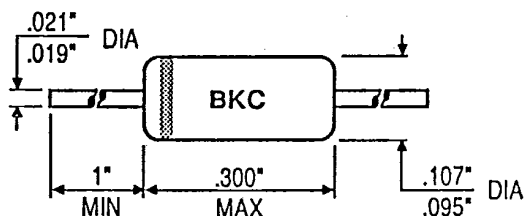
Low forward voltage drop—low power consumption  
Thirty years of proven reliability—one million hours mean time between failures (MTBF)  
Very low noise level  
Metallurgically bonded

**ABSOLUTE MAXIMUM RATINGS** (at 25 °C, unless otherwise specified)

Peak Inverse Voltage	90 Volts
Peak Forward Current	500 mA
Operating Temperature Range	- 65 °C to 85 °C
Average Power Dissipation	80 mW

**ELECTRICAL CHARACTERISTICS**

	Symbol	Conditions	Min	Max	Unit	T °C
Peak Inverse Voltage	PIV	1 mA	90		V	25 °C
Reverse Current	$I_r$	5 V		5	$\mu$ A	25 °C
Reverse Current	$I_r$	65 V		20	$\mu$ A	°C
Forward Voltage	$V_f$	25 mA		0.5	V	25 °C

**MECHANICAL**

Passes all mechanical and environmental requirements of MIL-S-19500, including shock and vibration.

Type No. 1N3773

T-03-07

**GOLD BONDED GERMANIUM DIODE**

6 Lake Street  
PO Box 1436  
Lawrence, MA 01841



BKC International  
Electronics Inc.

Telephone (617) 681-0392  
TeleFax (617) 681-9135  
Telex 928377

**FEATURES**

- Low forward voltage drop—low power consumption
- Thirty years of proven reliability—one million hours mean time between failures (MTBF)
- Very low noise level
- Metallurgically bonded

**ABSOLUTE MAXIMUM RATINGS** (at 25 °C, unless otherwise specified)

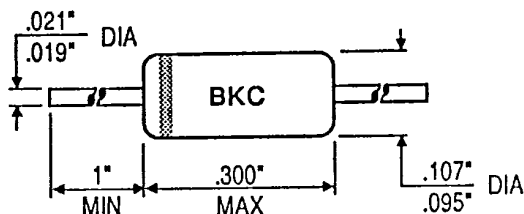
Peak Inverse Voltage	25 Volts
Peak Forward Current	500 mA
Operating Temperature Range	- 65 °C to 85 °C
Average Power Dissipation	80 mW

**ELECTRICAL CHARACTERISTICS**

	Symbol	Conditions	Min	Max	Unit	T °C
Peak Inverse Voltage	PIV	1 mA	25		V	25 °C
Reverse Current	I <sub>r</sub>	3 V		4	μA	25 °C
Forward Voltage	V <sub>f</sub>	2 mA		.35	V	25 °C
Reverse Recovery	T <sub>rr</sub>	See note		40		

NOTE: I<sub>f</sub> = 2, V<sub>r</sub> = 2, Recover to 0 V.

**MECHANICAL**



Passes all mechanical and environmental requirements of MIL-S-19500, including shock and vibration.

Type No. 1N4523

T-03-07

## GOLD BONDED GERMANIUM DIODE

6 Lake Street  
PO Box 1436  
Lawrence, MA 01841

Telephone (617) 681-0392  
TeleFax (617) 681-9135  
Telex 928377



BKC International  
Electronics Inc.

## FEATURES

- Low forward voltage drop—low power consumption
- Thirty years of proven reliability—one million hours mean time between failures (MTBF)
- Very low noise level
- Metallurgically bonded

## ABSOLUTE MAXIMUM RATINGS (at 25 °C, unless otherwise specified)

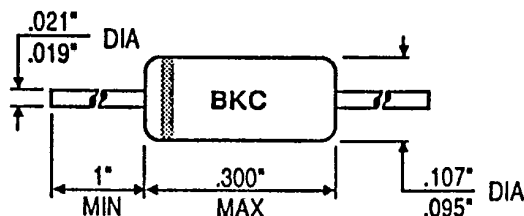
Peak Inverse Voltage	15 Volts
Peak Forward Current	500 mA
Operating Temperature Range	- 65 °C to 85 °C
Average Power Dissipation	80 mW

## ELECTRICAL CHARACTERISTICS

	Symbol	Conditions	Min	Max	Unit	T °C
Peak Inverse Voltage	PIV	1 mA	15		V	25 °C
Reverse Current	$I_r$	10 V		30	$\mu$ A	25 °C
Forward Voltage	$V_f$	100 mA		1	V	25 °C
Reverse Recovery	$T_{rr}$	See note		8		

NOTE:  $I_f = 10$ ,  $V_r = -6$ , Recover to .

## MECHANICAL



Passes all mechanical and environmental requirements of MIL-S-19500, including shock and vibration.